

STARMAX

The world's leading battery brand



TELECOMMUNICATION **BATTERIES**

STF12-150 (12V 150Ah)



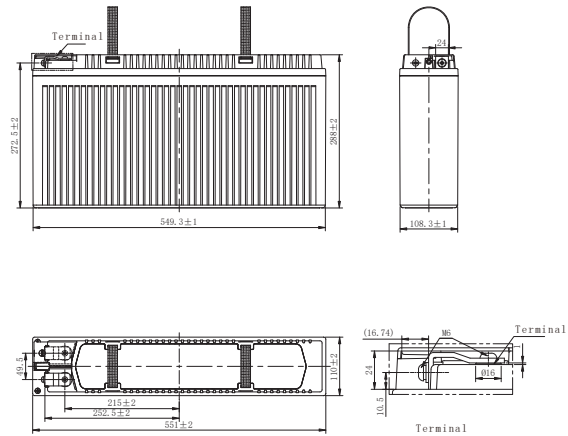
www.starmaxbatteries.com

FT SERIES - FRONT TERMINAL

STF12-150



LAYOUT



General Features

- ✓ 12 years design life(25°C)
- ✓ Specifically ideal for 19 inches or 23 inches power cabinets
- ✓ Front terminals make the installation, maintenance and supervision easy
- ✓ Shield designs protect terminals from short circuit and show good appearance
- ✓ Unique vent valve design: reduce water losing and prevent air/spark going inside

Applications

- ✓ UPS
- ✓ For standard power cabinet
- ✓ Network connection equipment of communication system
- ✓ Power system of special network of local area network
- ✓ Power station systems

Standards

- ✓ Compliance with IEC 60896 standards, EU Battery Directive
- ✓ UL, CE Certified
- ✓ Manufactured in Starmax® IATF16949, ISO 45001,ISO 9001 and ISO 14001 certified production facilities



SPECIFICATIONS

Rated Voltage	12V	
Nominal Capacity	(C ₁₀ ,1.80V/cell)	150.0Ah
Dimensions	Length	551±2mm (21.7 inches)
	Width	110±2mm (4.33 inches)
	Container height	288±2mm (11.3 inches)
	Total height	288±2mm (11.3 inches)
Approx. weight	44.8 Kg (98.8 lbs)	
Terminal	M6 (M8 is optional)	
Container material	ABS	
Rated capacity (25°C)	157.6 Ah	(20hr,7.88A,1.80V/cell)
	150.0 Ah	(10hr,15.0A,1.80V/cell)
	146.4 Ah	(8hr,18.3A,1.75V/cell)
	131.5Ah	(5hr,26.3A,1.75V/cell)
	100.7 Ah	(1hr,100.7A,1.60V/cell)
Max. discharge current	1500A (5s)	
Internal resistance (25°C)	Approx 4.3mΩ	
Operating temp. range	Discharge	-15~50°C (5~122°F)
	Charge	-20~40°C (-4~104°F)
	Storage	-15~40°C (5~104°F)
Nominal operating temp. range	25±3°C (77±5°F)	
Standby Use	Initial Charging Current less than 45.0A. Voltage 14.1V~14.4V at 25°C (77°F)Temp. Coefficient -30mV/°C	
Equalization Use	Initial Charging Current less than 45.0A.Voltage 13.5V~13.8V at 25°C (77°F)Temp. Coefficient -20mV/°C	
Effect of temp. to Capacity	40°C (104°F)	103%
	25°C (77°F)	100%
	0°C (32°F)	86%
Self discharge	STF series batteries may be stored for up to 6 months at 25°C(77°F) and then a freshening charge is required. For higher temperatures the time interval will be shorter.	

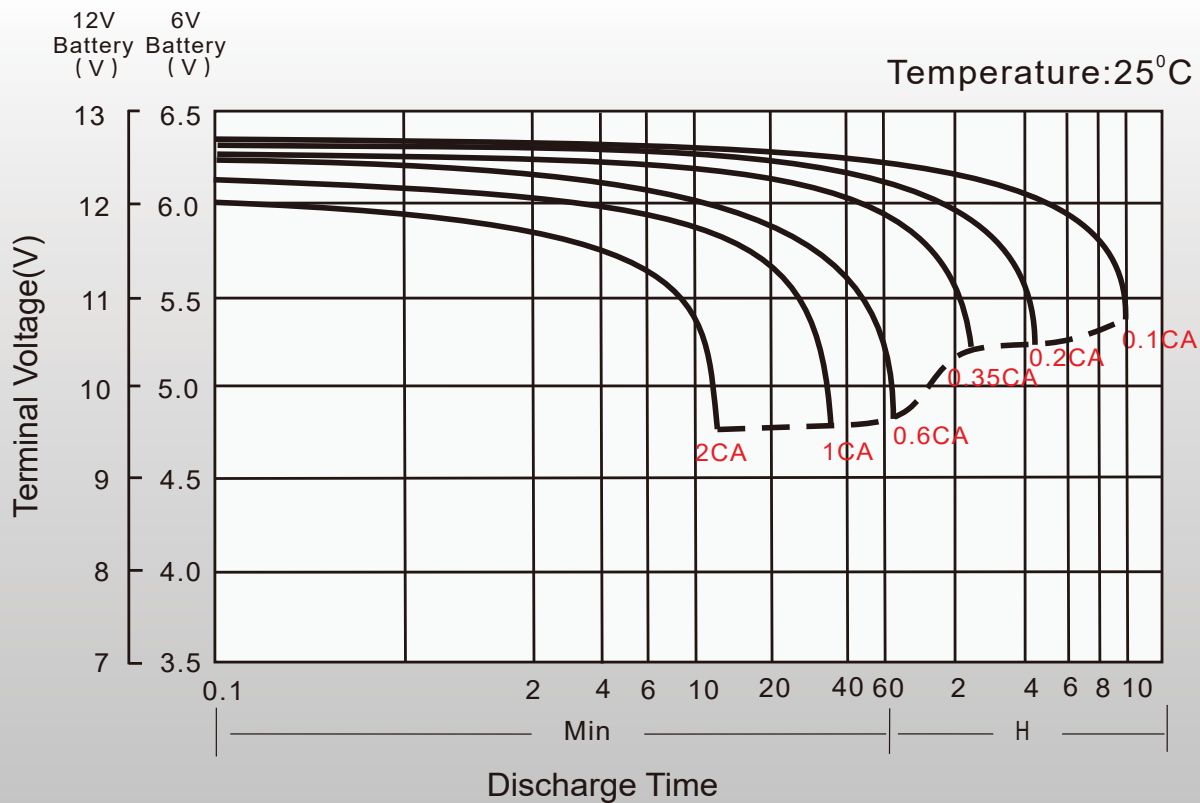
Constant Current Discharge (Amperes) at 25°C (77°F)

F.V/Time	10min	15min	20min	30min	45min	1h	2h	3h	4h	5h	6h	8h	10h	20h
1.85V/cell	217.0	194.1	169.9	125.4	106.1	79.0	47.4	35.8	28.5	23.8	21.7	16.8	14.1	7.38
1.80V/cell	252.0	225.7	188.6	141.7	112.0	87.5	51.6	38.7	30.7	25.7	22.2	18.0	15.0	7.88
1.75V/cell	278.2	238.8	201.2	148.1	116.0	90.7	53.2	39.8	31.5	26.3	22.6	18.3	15.2	8.00
1.70V/cell	296.2	252.4	208.8	154.7	118.4	94.0	54.9	40.9	32.3	26.8	22.9	18.7	15.5	8.12
1.67V/cell	309.6	260.3	214.6	158.6	121.0	96.0	55.8	41.5	32.7	27.2	23.2	18.8	15.6	8.19
1.60V/cell	323.2	279.0	219.6	167.6	122.9	100.7	58.1	43.1	33.8	28.0	23.3	19.3	15.9	8.37

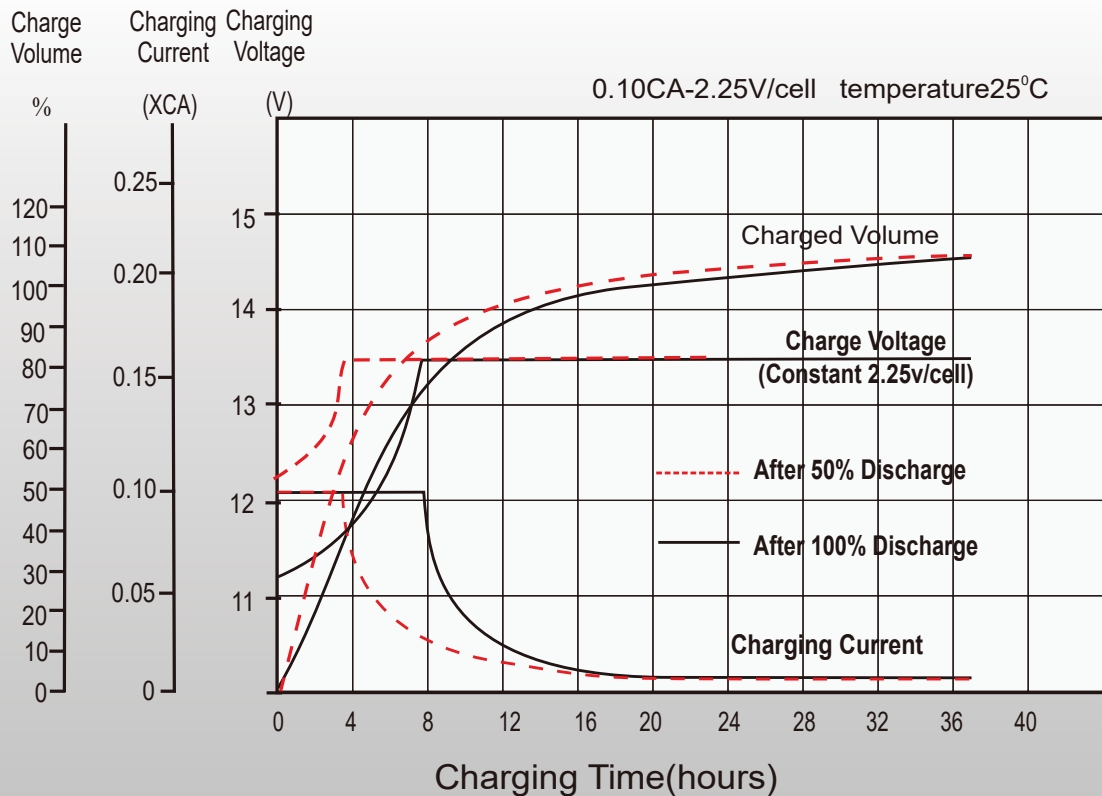
Constant Power Discharge (Watts/cell) at 25°C (77°F)

F.V/Time	10min	15min	20min	30min	45min	1h	2h	3h	4h	5h	6h	8h	10h	20h
1.85V/cell	405.0	372.9	323.6	242.3	206.0	153.6	92.7	70.2	56.0	46.9	43.1	33.2	27.8	15.0
1.80V/cell	465.1	429.1	354.1	271.7	215.9	168.9	100.4	75.6	60.2	50.4	44.0	35.5	29.6	15.8
1.75V/cell	505.1	449.2	374.2	281.5	221.4	173.9	102.9	77.3	61.5	51.4	44.5	36.1	30.1	16.0
1.70V/cell	525.7	469.4	385.4	291.3	225.2	179.0	105.6	79.2	62.8	52.4	45.0	36.6	30.5	16.2
1.67V/cell	547.6	485.5	394.4	297.0	229.4	181.9	107.0	80.1	63.5	52.9	45.4	37.0	30.7	16.3
1.60V/cell	555.7	506.5	397.9	309.8	230.4	188.9	110.7	82.6	65.3	54.3	45.6	37.7	31.3	16.6

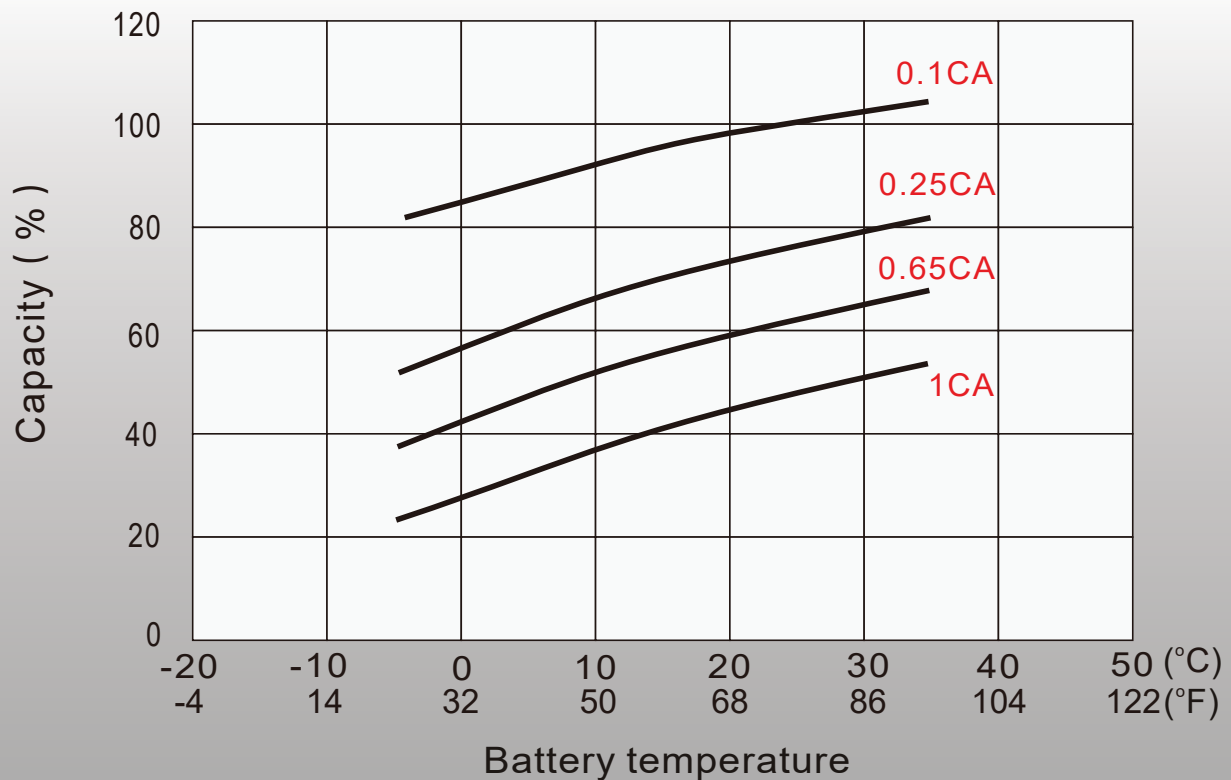
Discharge Characteristics



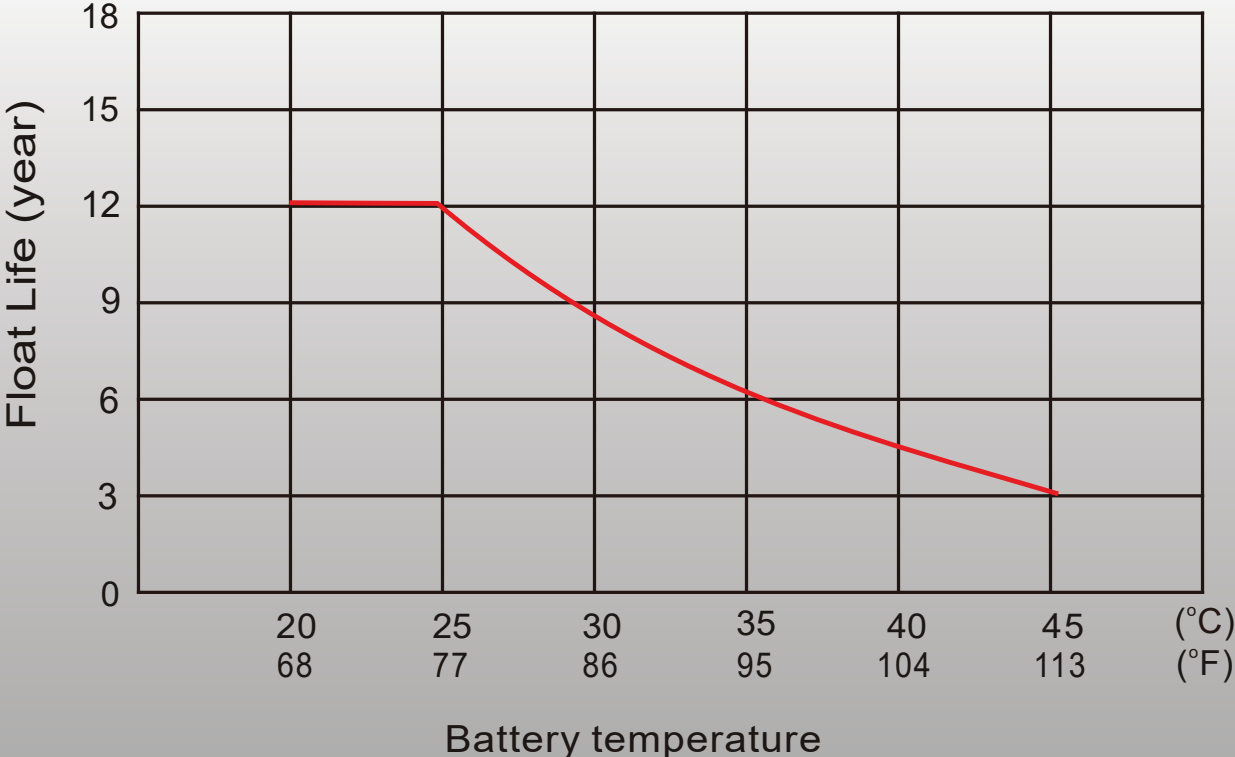
Float Charging Characteristics



Temperature Effects in Relation to Battery Capacity



Effect of Temperature on Long Term Float Life





Starmax Corporation

1585 Cliveden Avenue, Delta, British Columbia
V3M 6M1, Canada

Phone: +1 888 669 1310

Email: info@starmaxbatteries.com

Website: www.starmaxbatteries.com

