



GENERAL PURPOSE **BATTERIES**

ST12-70 (12V 70Ah)

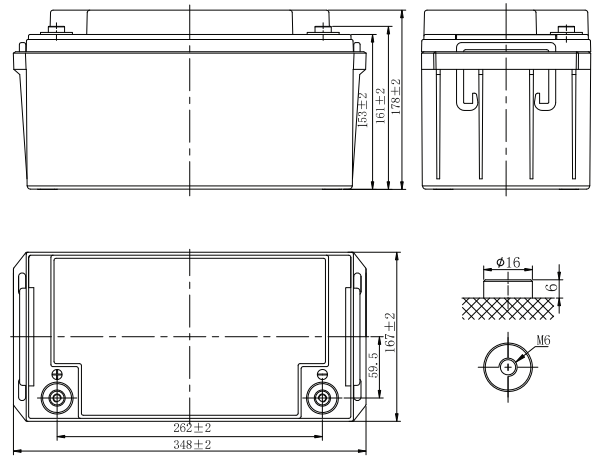


ST SERIES - GENERAL PURPOSE

ST12-70



LAYOUT



General Features

- ✓ 10 years design life(25°C)
- ✓ Special exhaust structure and sealing technology, safe and reliable, flexible installation, convenient maintenance
- ✓ PbCaSn alloy for plate grids: less gassing, less self-discharging
- ✓ High quality AGM separator: extend cycle life and prevent micro short circuit
- ✓ High purity raw material: ensure low self discharge rate

Applications

- ✓ All purpose
- ✓ Uninterruptable Power Supply (UPS)
- ✓ Electric Power System (EPS)
- ✓ Emergency backup power supply
- ✓ Alarm and security system
- ✓ Communication power supply
- ✓ DC power supply
- ✓ Auto control system

Standards

- ✓ Compliance with IEC 60896 standards, EU Battery Directive
- ✓ UL, CE Certified
- ✓ Manufactured in Starmax® IATF16949, ISO45001, ISO 9001 and ISO 14001 certified production facilities



SPECIFICATIONS

Rated Voltage	12V	
Nominal Capacity	70.0Ah	(C ₁₀ ,1.80V/cell)
Dimensions	Length	348±2mm (13.7 inches)
	Width	167±2mm (6.57 inches)
	Container height	178±2mm (7.01 inches)
	Total height	178±2mm (7.01 inches)
Approx. weight	21.4 Kg (47.26 lbs)	
Terminal	M6	
Container material	ABS	
Rated capacity (25°C)	73.6 Ah	(20hr,3.68A,1.80V/cell)
	70.0 Ah	(10hr,7.00A,1.80V/cell)
	63.5 Ah	(5hr,12.7A,1.75V/cell)
	57.9 Ah	(3hr,19.3A,1.75V/cell)
	44.6Ah	(1hr,44.6A,1.60V/cell)
Max. discharge current	700A (5s)	
Internal resistance (25°C)	Approx 6.6mΩ	
Operating temp. range	Discharge	-15~50°C (5~122°F)
	Charge	-20~40°C (-4~104°F)
	Storage	-15~40°C (5~104°F)
Nominal operating temp. range	25±3°C (77±5°F)	
Cycle Use	Initial Charging Current less than 21.0A. Voltage 14.4V~15.0V at 25°C(77°F)Temp. Coefficient -30mV/°C	
Standby Use	Initial Charging Current less than 21.0A. Voltage 13.5V~13.8V at 25°C(77°F)Temp. Coefficient -20mV/°C	
Effect of temp. to Capacity	40°C (104°F)	103%
	25°C (77°F)	100%
	0°C (32°F)	86%
Self discharge	ST series batteries may be stored for up to 6 months at 25°C(77°F) and then a freshening charge is required. For higher temperatures the time interval will be shorter.	

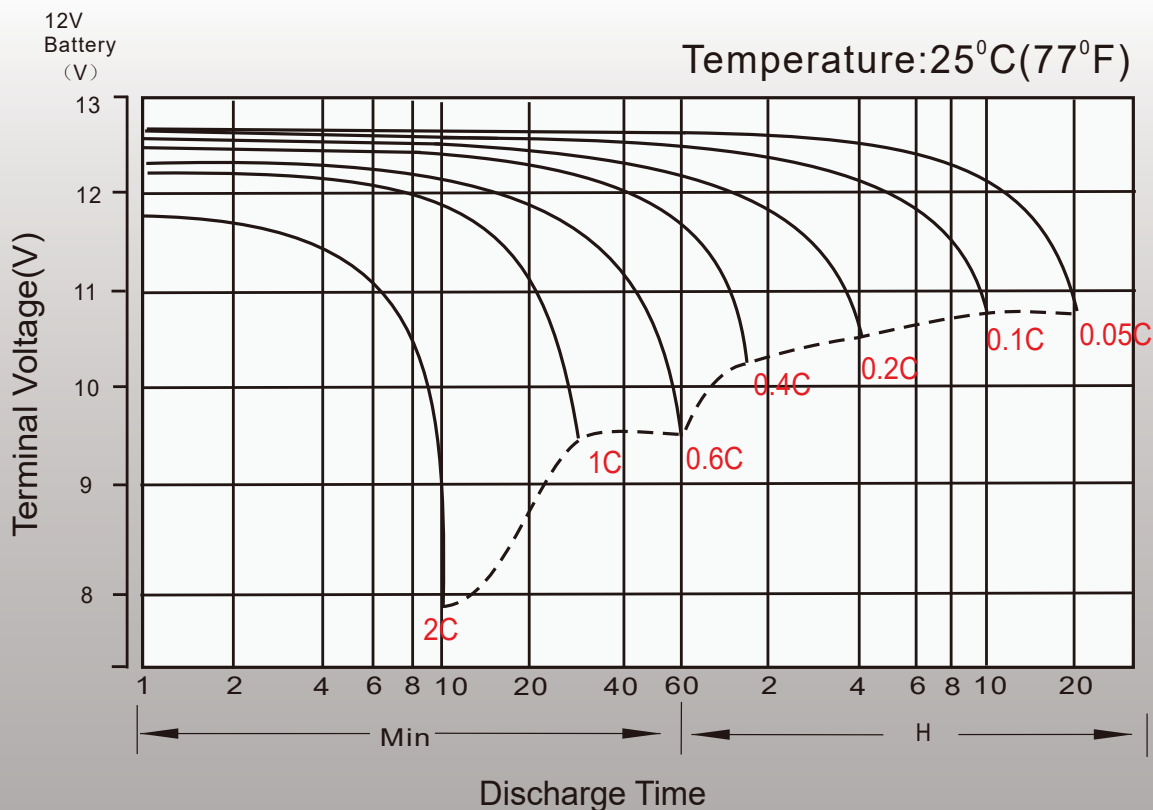
Constant Current Discharge (Amperes) at 25°C (77°F)

F.V/Time	5min	10min	15min	20min	30min	45min	1h	1.5h	2h	3h	4h	5h	6h	8h	10h	20h
1.85V/cell	139.8	99.4	89.8	70.6	63.1	46.2	39.1	28.3	23.8	17.5	13.7	11.9	10.5	8.07	6.69	3.55
1.80V/cell	159.0	112.8	101.7	79.8	68.7	48.9	40.5	29.3	24.6	19.0	14.6	12.5	11.3	8.49	7.00	3.68
1.75V/cell	172.7	122.4	110.2	86.2	70.1	50.7	42.5	30.8	25.9	19.3	14.9	12.7	11.4	8.53	7.07	3.71
1.70V/cell	184.6	130.5	117.0	91.4	71.5	51.7	43.4	31.4	26.4	19.7	15.2	13.0	11.4	8.66	7.14	3.75
1.67V/cell	191.1	134.6	120.4	93.9	72.6	52.5	44.0	31.9	26.8	19.9	15.4	13.2	11.5	8.79	7.23	3.80
1.60V/cell	197.8	139.2	124.1	96.3	73.6	53.2	44.6	32.3	27.2	20.1	15.6	13.4	11.6	8.90	7.32	3.84

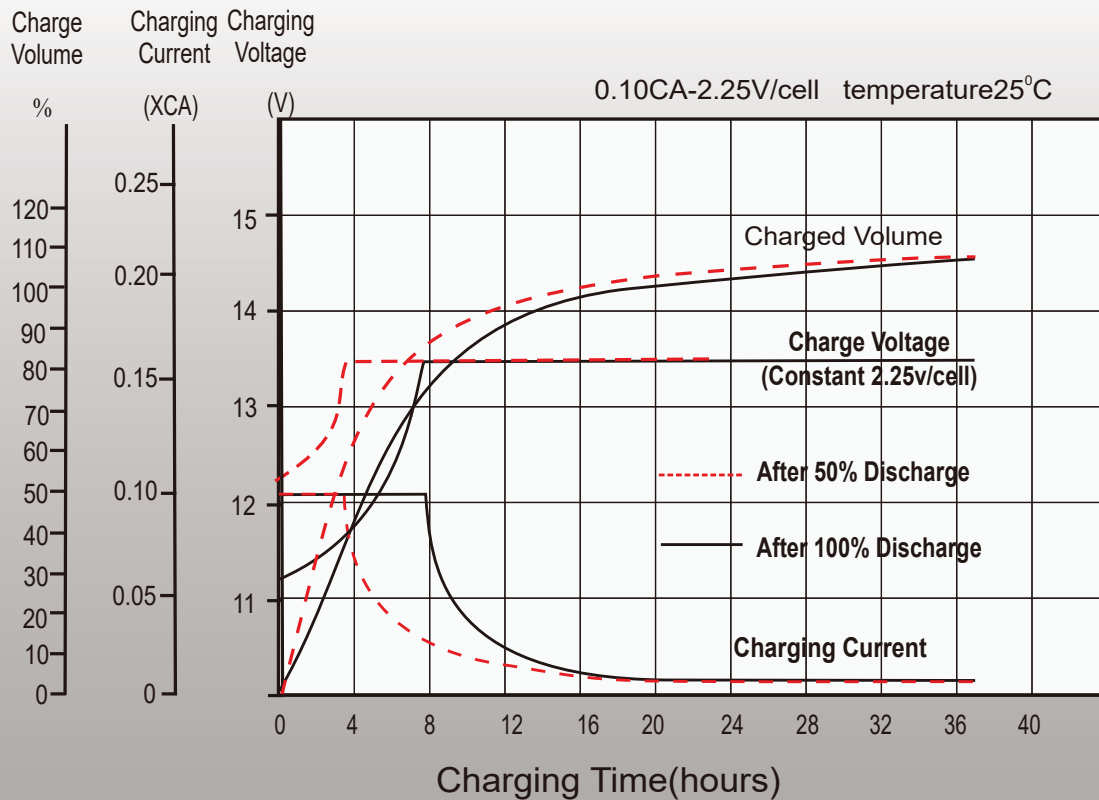
Constant Power Discharge (Watts/cell) at 25°C (77°F)

F.V/Time	5min	10min	15min	20min	30min	45min	1h	1.5h	2h	3h	4h	5h	6h	8h	10h	20h
1.85V/cell	261.1	187.0	164.9	130.3	117.0	87.0	73.4	53.3	45.0	33.1	26.1	22.7	20.1	15.5	12.9	6.85
1.80V/cell	292.1	209.2	184.5	145.7	126.4	91.6	75.6	54.9	46.2	35.8	27.8	23.8	21.5	16.3	13.5	7.09
1.75V/cell	311.8	223.3	196.9	155.5	128.0	94.3	79.0	57.4	48.4	36.4	28.2	24.2	21.6	16.3	13.6	7.15
1.70V/cell	327.7	234.7	207.0	163.5	129.5	95.5	80.1	58.3	49.2	37.0	28.6	24.5	21.7	16.6	13.7	7.22
1.67V/cell	333.1	238.6	210.3	166.2	130.4	96.4	80.8	58.9	49.7	37.1	28.9	24.9	21.7	16.8	13.9	7.30
1.60V/cell	337.7	241.9	213.3	168.5	130.9	96.9	81.4	59.3	50.1	37.3	29.1	25.1	21.8	16.9	14.0	7.37

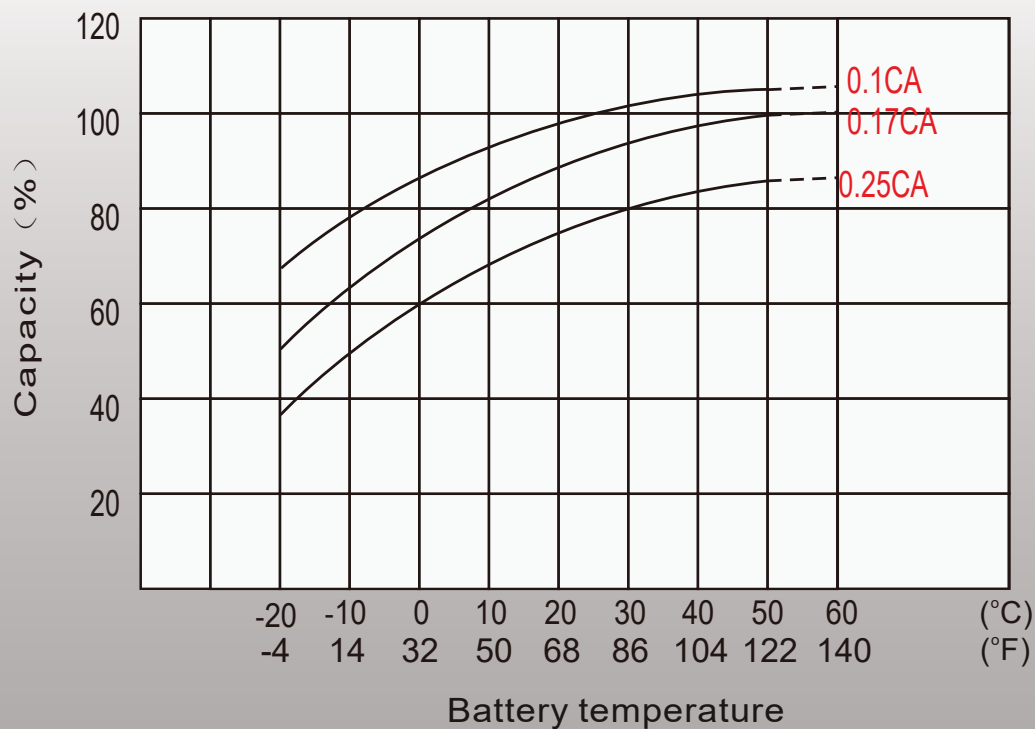
Discharge Characteristics



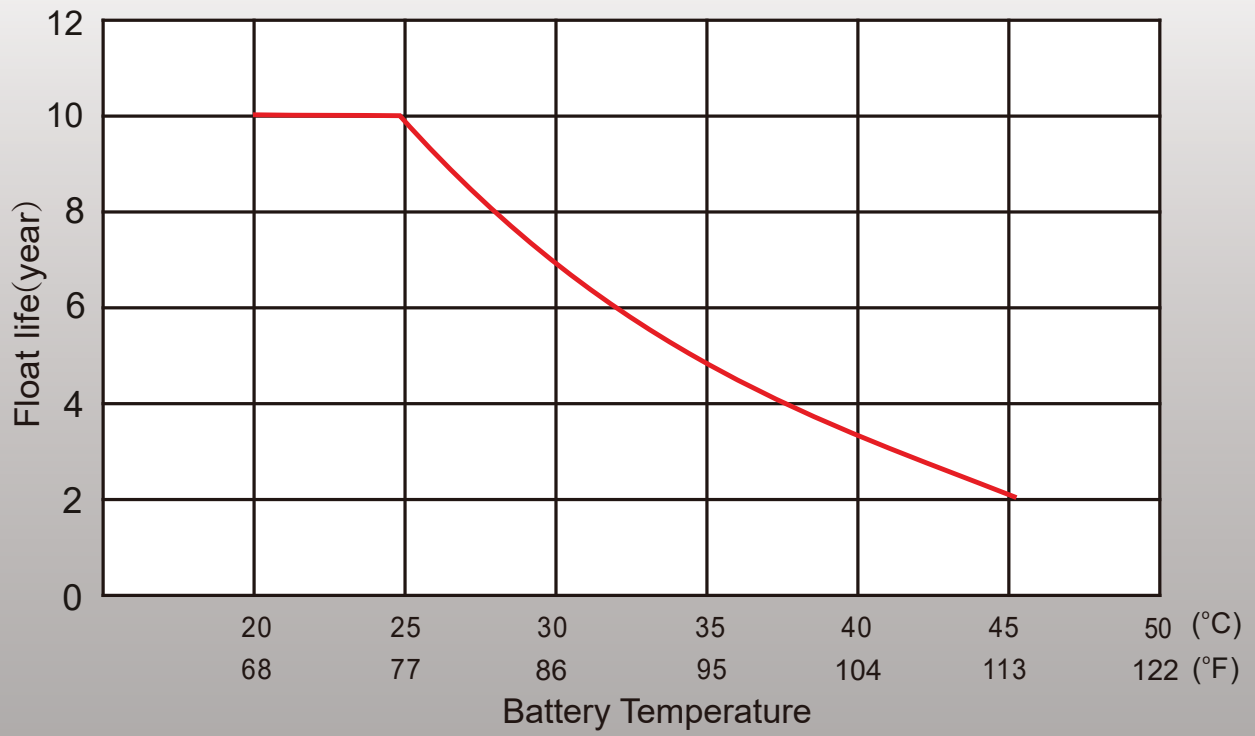
Float Charging Characteristics



Temperature Effects in Relation to Battery Capacity



Float Service Life



ST12-70 (12V 70Ah)



Starmax Corporation

1585 Cliveden Avenue, Delta, British Columbia
V3M 6M1, Canada

Phone: +1 888 669 1310

Email: info@starmaxbatteries.com

Website: www.starmaxbatteries.com

